PORTFOLIO

Arash Ramezani
Architect
Bim Spesialist
3D Drafting-Rendering

Hi

I, Arash Ramezani, graduated from Qazvin Azad University in 2015 in architecture. From the very beginning, because of my great interest in architecture, I started learning software related to my field, such as AutoCAD and Revit. Since 2011 I have worked with various architectural offices as a designer, including Baftar Architecture Office, Avan Consulting Engineers, Arshiana Consulting Engineers, Sharks Engineering Company. My interest in teaching led me to start teaching in parallel. I started teaching at the iranian Architecture Center in 2017 and I am still working with this center. I have also held “Massing” and “Presentation” courses and compiling courses related to Revit plugins.

why me?

- well rounded
- team player
- self motivated
- organized
- on time
- Hard worker
- responsible

Contact with me

+39 3513868145
+49 17636564963
ARashsolo2012@gmail.com
ARASH-RAMEZANI

About the software

- Revit
- Dynamo
- AutoCAD
- Naviswork
- PhotoShop
- Tekla

Language

- Persian: Native
- English: Fluent

Certificate

AutoCAD course certificate in 2011 from Sharif Industrial University Jihad
3Dsmax & V-Ray course certificate in 2011 from Iranian Architecture Center

Hobbies

What’s My Story?

▼ EDUCATION

Bachelor of Architecture, Qazvin Azad University
Bachelor’s thesis entitled Center for Performing Arts with an Approach to traditional theater and taziyeh

2010 2011 2012 2013 2014 2015 2016 2017 2018 2019 2020 2021

Design and reconstruction of several residential projects

Cooperation with **Arshinia Engineering Company** as a **designer and head of BIM Group** for 4 years

Supervise the proper implementation of designed projects

Holding more than 50 courses (72-hour) of vision training in **Iranian Architecture Center**, instructor of vision software at the University of Science and Technology with BIM approach

Cooperation with New Cities Development Company in the field of project Mapping

Founder of «TRY» Knowledge-Based Group in the field of building construction optimization

Development of Massing and Presentation Course in Iran Architecture Center, Phase 2 of Shariati 2 Hospital Project in 2018, Phase 2 of Atieh 2 Hospital as a Knauf Specialist in 2019, Phase 2 of BIM Approach Residential Projects in Virginia, USA

Cooperation with Sharks Engineering Company as a BIM consulting designer for 1 year

Instructor of Revit Architecture software in Iranian Architecture Center

▲ WORK EXPERIENCE

Page

MSG Stadium 1

Commercial Project 3

Landescape CA 4

ATIEH 2 Hospital 5

Parking Design CA 7

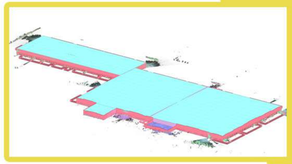

Walmart 9

Data Center 11

MSG Stadium MEP Modeling MILANO

In this project, I was responsible for modeling the electrical and mechanical systems of the MSG Stadium in Milan. My main tasks included modeling cable trays, conduits, and various electrical components in Revit, based on the provided technical drawings.

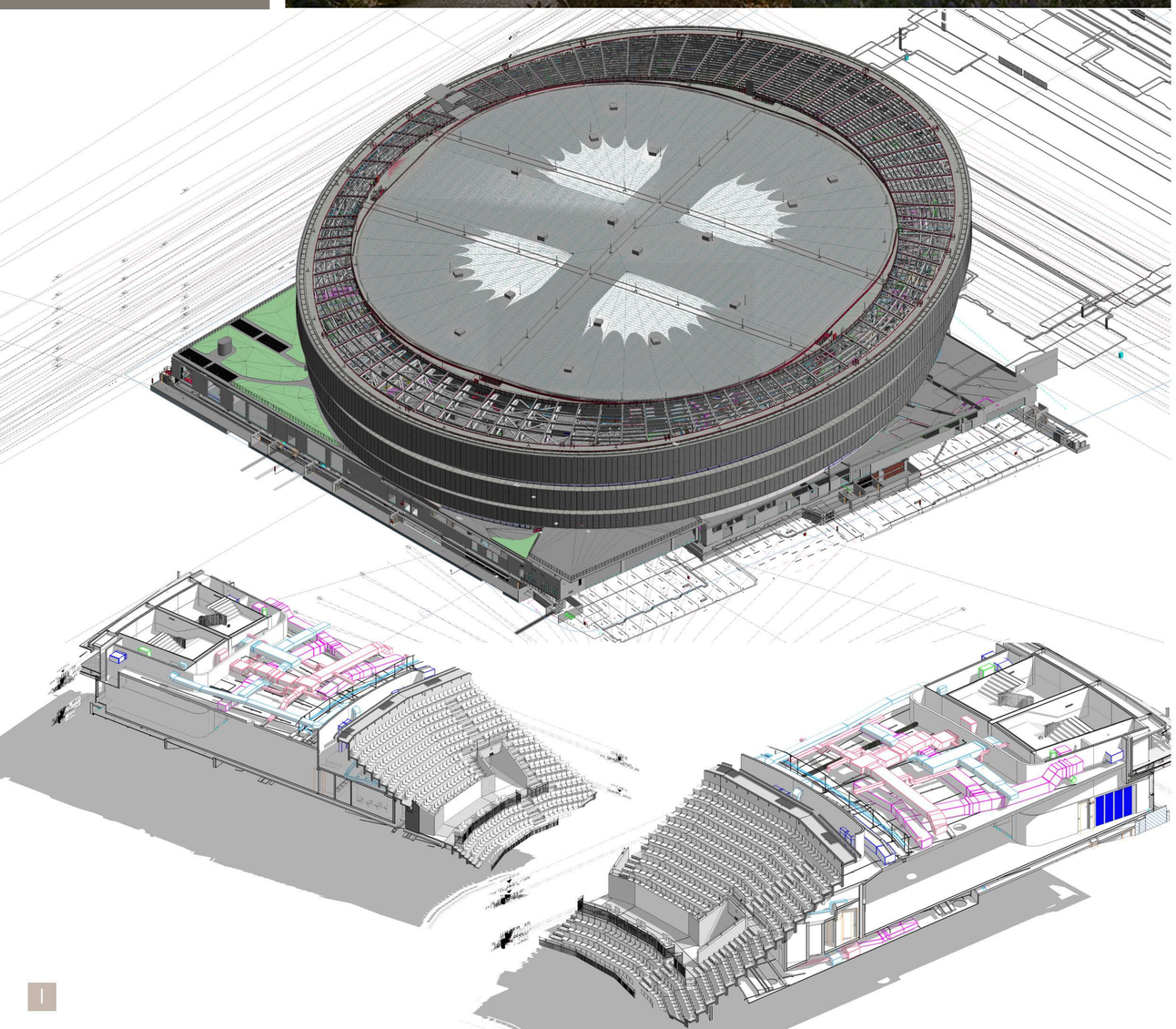

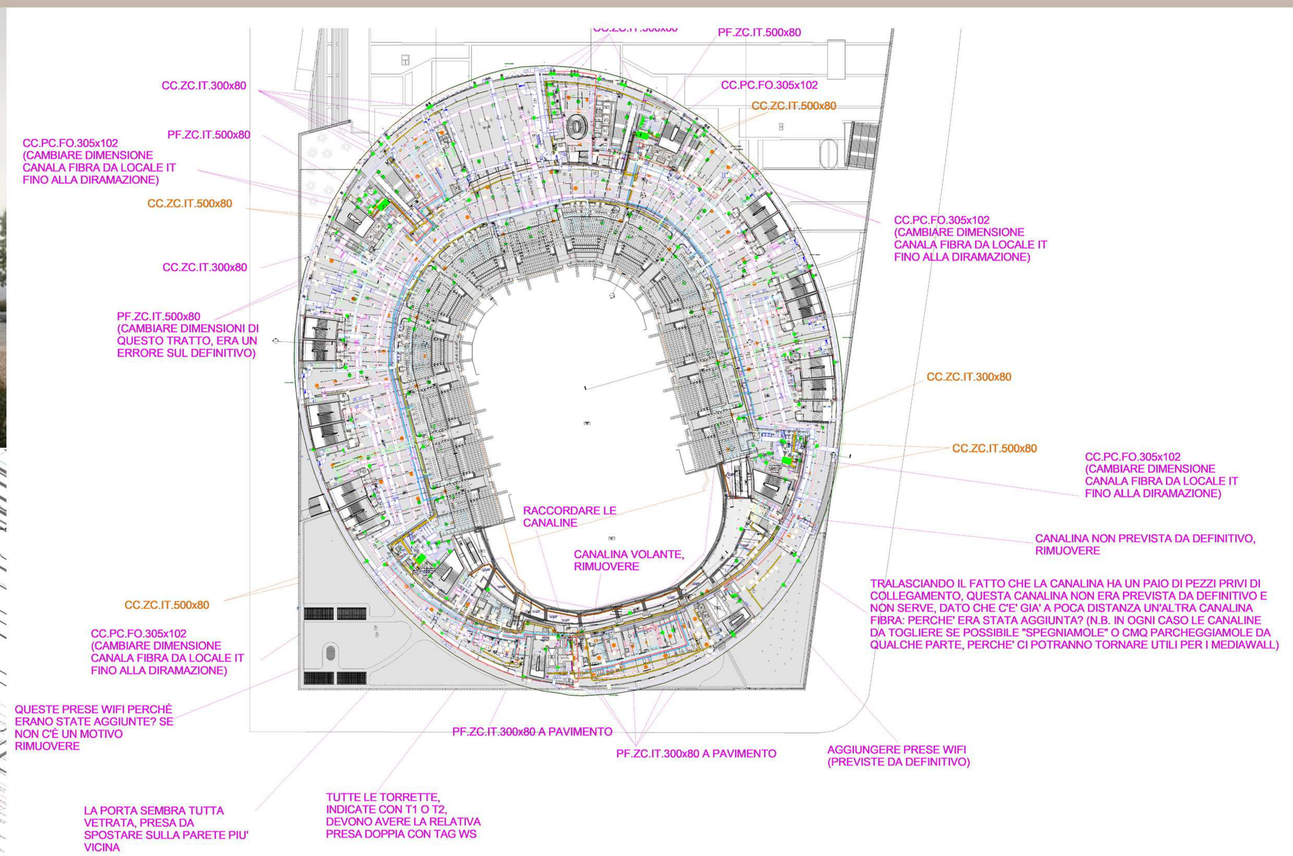

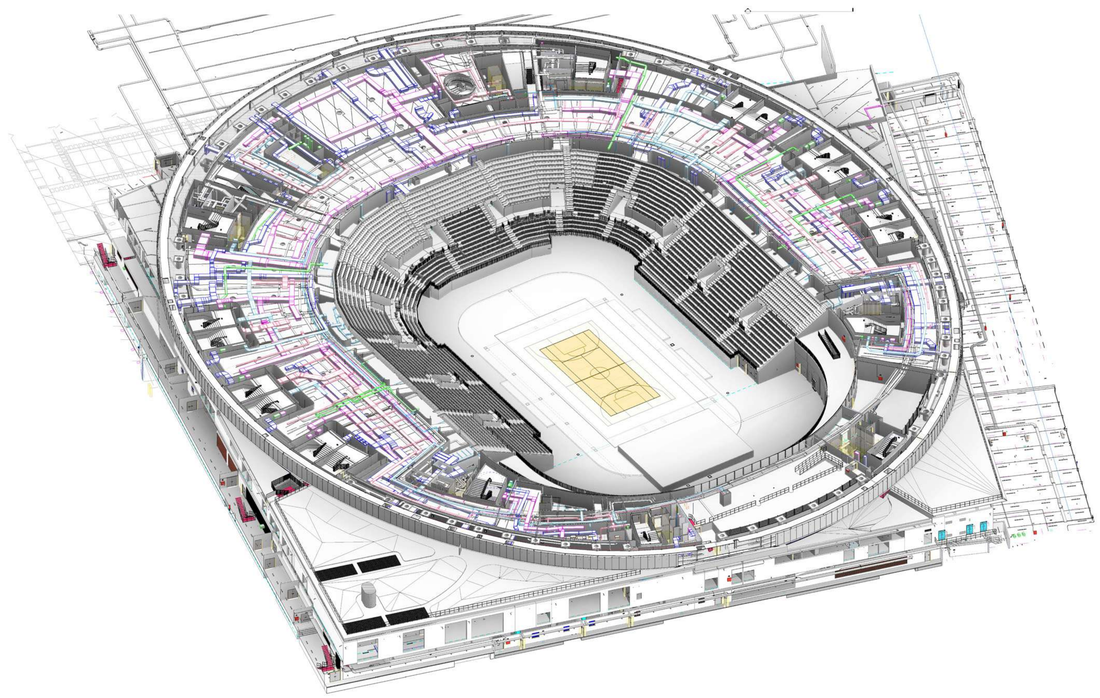

California Commercial Project

Location:
USA - California

This commercial project, located in California, involved the complete design and modeling of the building facade in Revit. I was responsible for preparing the detailed construction drawings and producing photorealistic renderings of the proposed design using 3ds Max



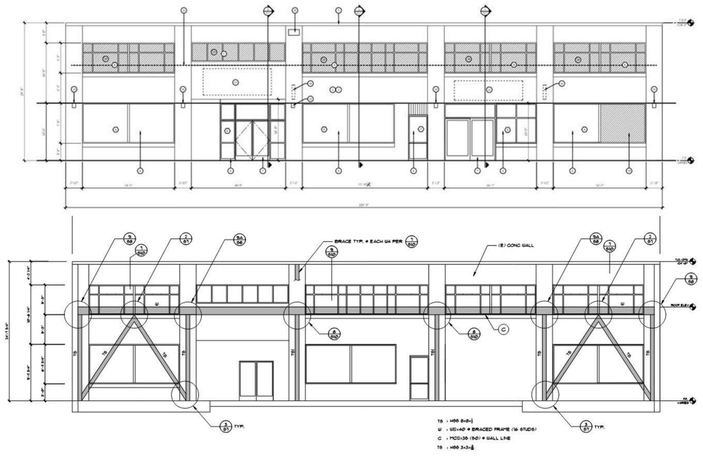



Landescape CA

Location:
7323 East Amapola Avenue,
Orange,California 92869

For this large-scale residential project, I was responsible for modeling the entire building in Revit. I also designed a new swimming pool and created renderings using Lumion. Additionally, I prepared detailed construction drawings in Revit for client presentations and municipal approval, ensuring full compliance with local building regulations.

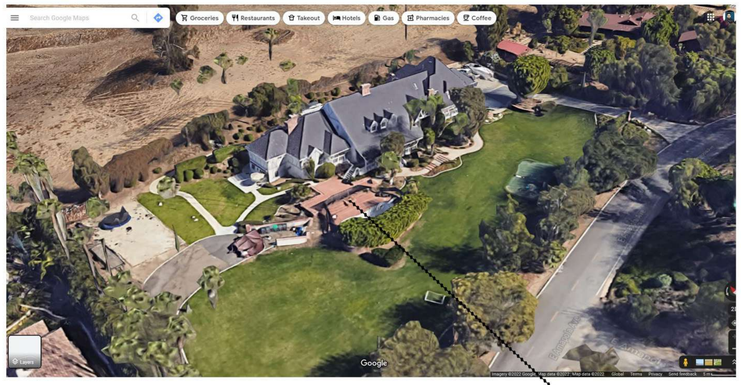

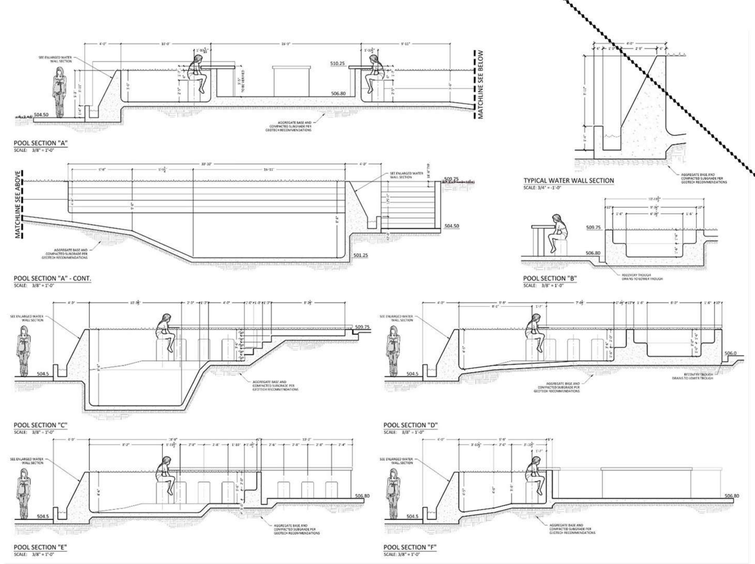

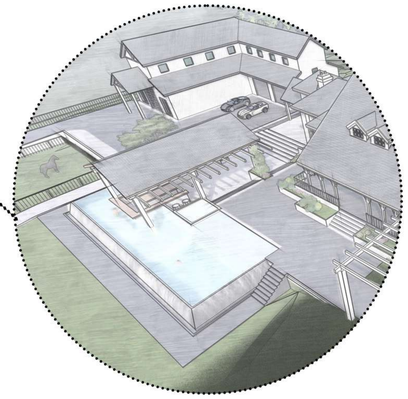

ATIEH 2 Hospital

Location:
SHAHRAK-GHARB,Tehran

Size:
190,000m2

Type:
Healthcare

Architect:
4 Consulting Engineers



In this healthcare project, I was responsible for the detailed design and modeling of the operating rooms. Using Revit at LOD 400, I modeled all components of the surgical spaces, including medical equipment supports, risers, airlocks, and all electrical components. All elements were custom-modeled to meet the specific functional and technical requirements of the surgical environment

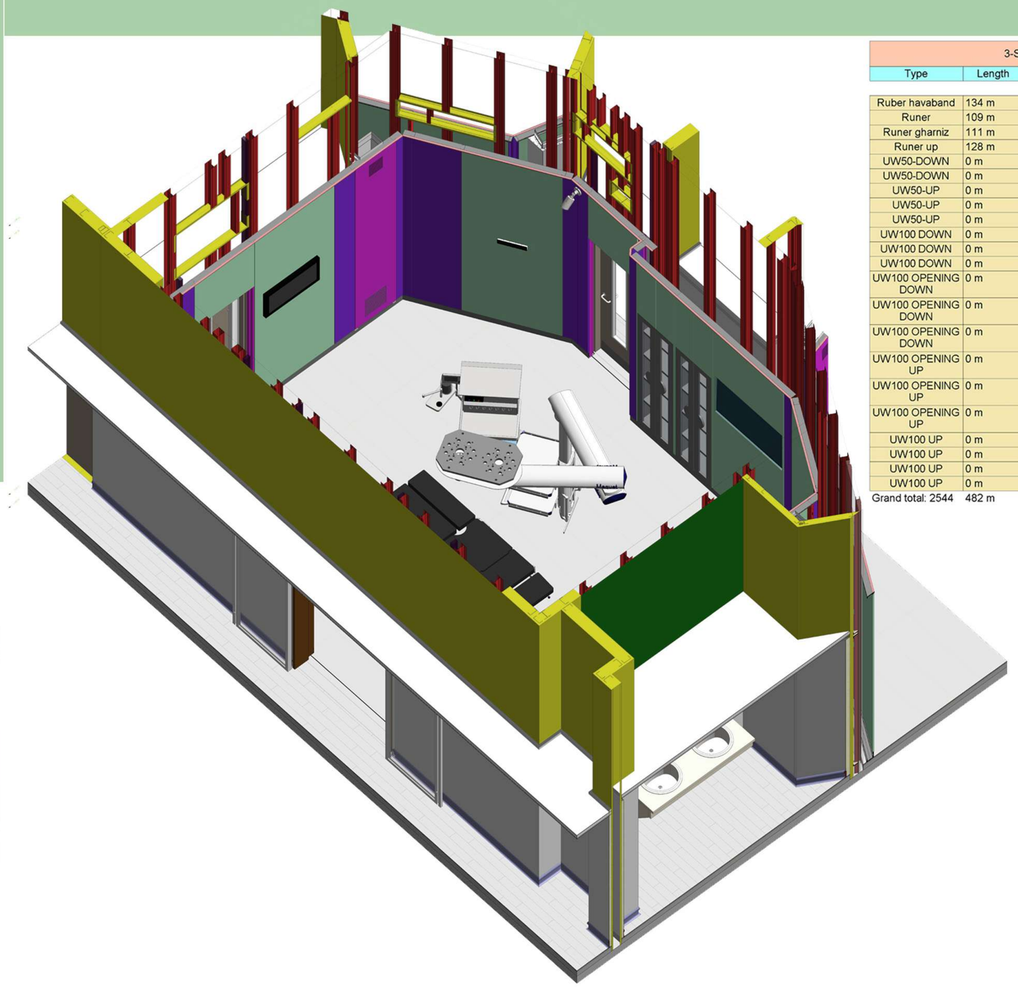

3-Structural framing (Final)+7					
Type	Length	Lenght-Runer	Level	Mark	Comments
Ruber havaband	134 m	0 m			
Runer	109 m	0 m			
Runer gharniz	111 m	0 m			
Runer up	128 m	0 m			
UW50-DOWN	0 m	2.26 m	Level +6		
UW50-DOWN	0 m	320.829 m	Level +7		
UW50-UP	0 m	2.26 m	STR +6		
UW50-UP	0 m	1.325 m	STR +7		
UW50-UP	0 m	146.069 m	Level +7		
UW100 DOWN	0 m	17.159 m	Level +6		
UW100 DOWN	0 m	511.315 m	STR +7		
UW100 DOWN	0 m	89.986 m	Level +7		
UW100 OPENING DOWN	0 m	2.86 m	Level +6		
UW100 OPENING DOWN	0 m	115.01 m	STR +7		
UW100 OPENING DOWN	0 m	310.491 m	Level +7		
UW100 OPENING UP	0 m	2.859 m	Level +6		
UW100 OPENING UP	0 m	117.165 m	STR +7		
UW100 OPENING UP	0 m	308.046 m	Level +7		
UW100 UP	0 m	2.83 m	STR +6		
UW100 UP	0 m	30.167 m	STR +7		
UW100 UP	0 m	142.599 m	Level +7		
UW100 UP	0 m	14.654 m	STR +8		
Grand total: 2544	482 m	2,137.884 m			

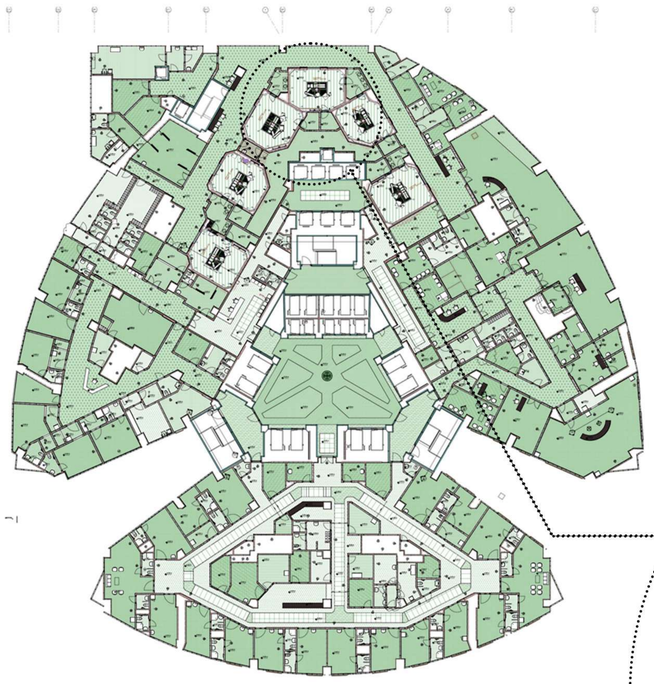

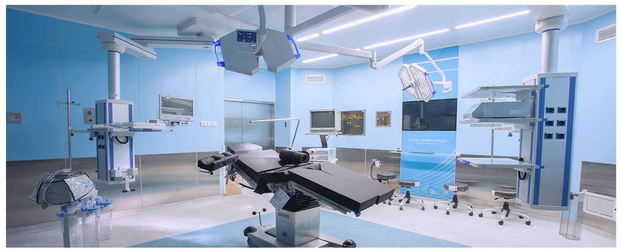

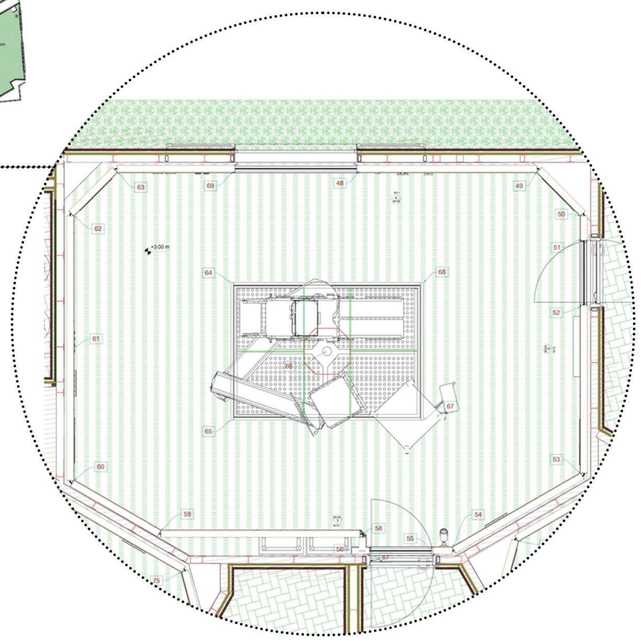

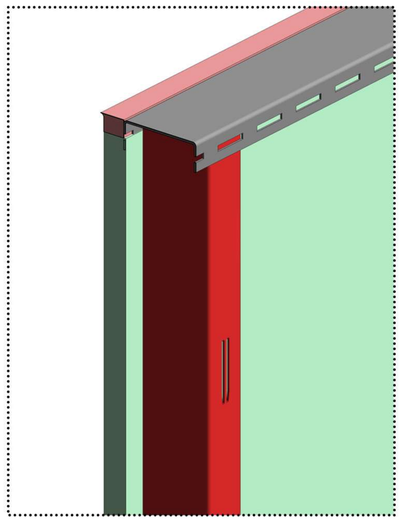

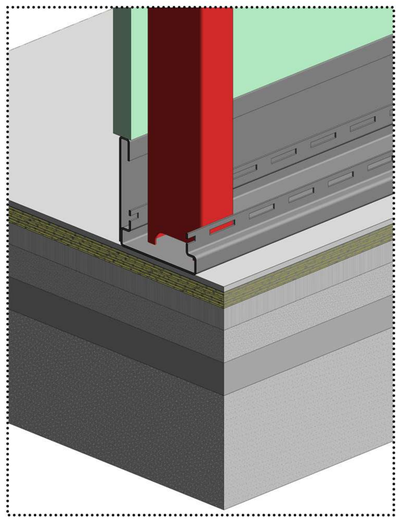

Parking Design CA

In this project, I was responsible for designing and modeling a covered parking area with a capacity for five cars, within the villa's yard. I prepared all architectural drawings using Revit, produced renderings with Lumion, and handled sheet layout and documentation for submission to the Los Angeles municipality for City permit approval



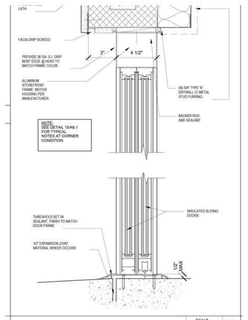

SLIDING DOOR HEAD/SILL — SCALE 3" = 1'-0" — 14

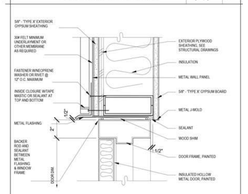

DOOR HEAD (JAMB SIM.) METAL1 — SCALE 3" = 1'-0" — 13

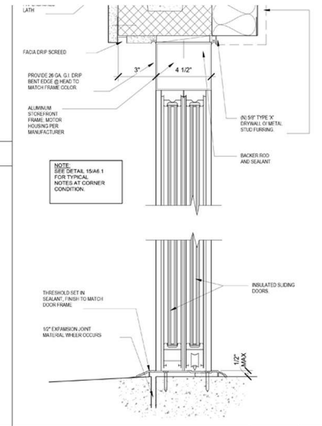

SLIDING DOOR HEAD/SILL — SCALE 3" = 1'-0" — 14

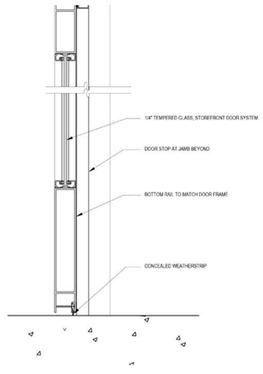

STOREFRONT DOOR1 — SCALE 3" = 1'-0" — 9

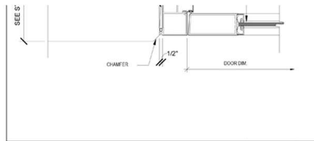

STOREFRONT DOOR JAMB AT WALL1 — SCALE 3" = 1'-0" — 5

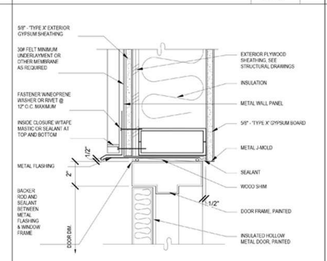

DOOR HEAD (JAMB SIM.) METAL1 — SCALE 3" = 1'-0" — 13

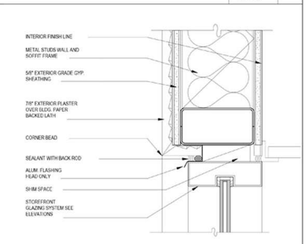

STOREFRONT HEAD/JAMB1 — SCALE 3" = 1'-0" — 8

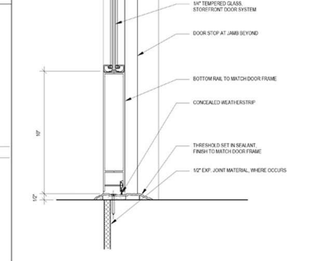

STOREFRONT DOOR-HEAD/SILL2 — SCALE 3" = 1'-0" — 3

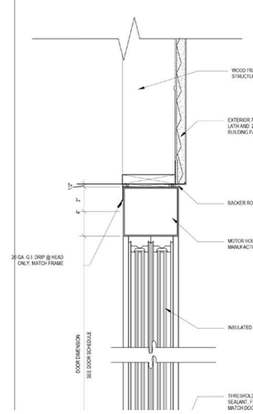

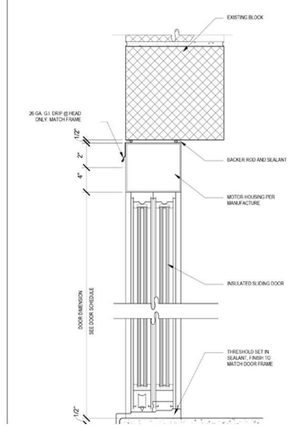

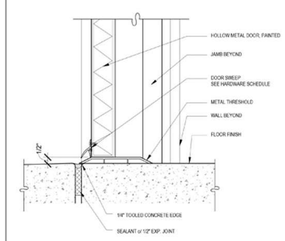

HOLLOW METAL DOOR SILL1 — SCALE 3" = 1'-0" — 7

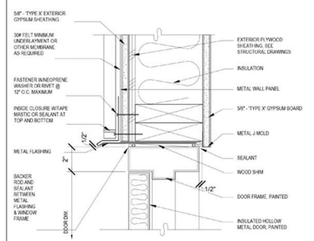

DOOR HEAD (JAMB SIM.)1 — SCALE 3" = 1'-0" — 2

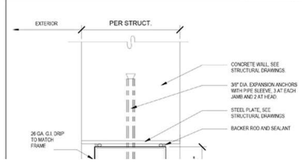

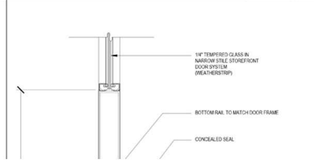

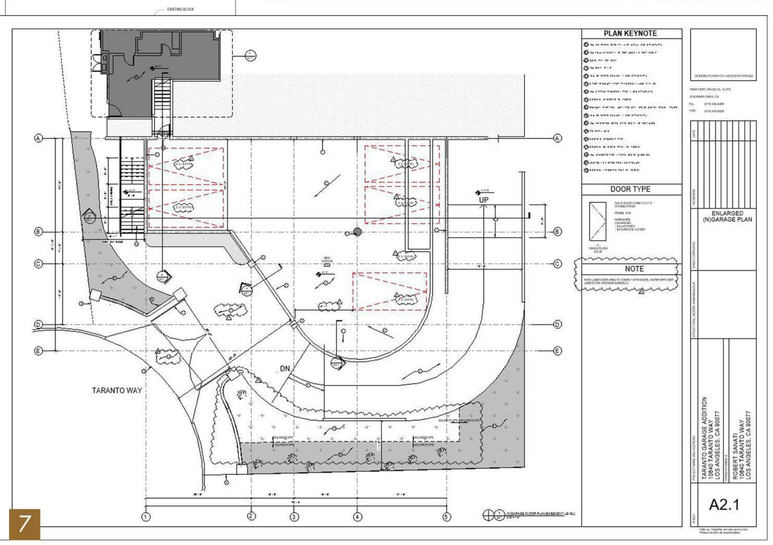

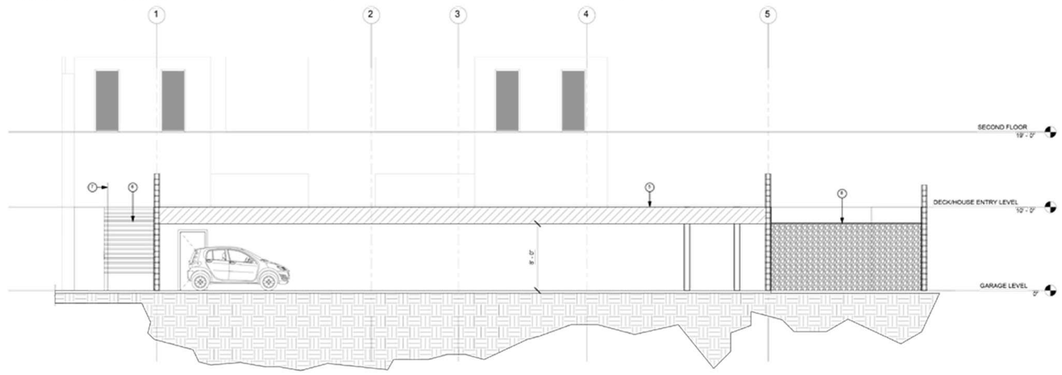

Point Cloud Walmart

My primary role at ZELAS involved creating detailed Revit models of Walmart warehouse existing conditions based on point cloud scans provided by the client. I accurately modeled architectural, structural, electrical, and mechanical disciplines to Provide the as-built plans

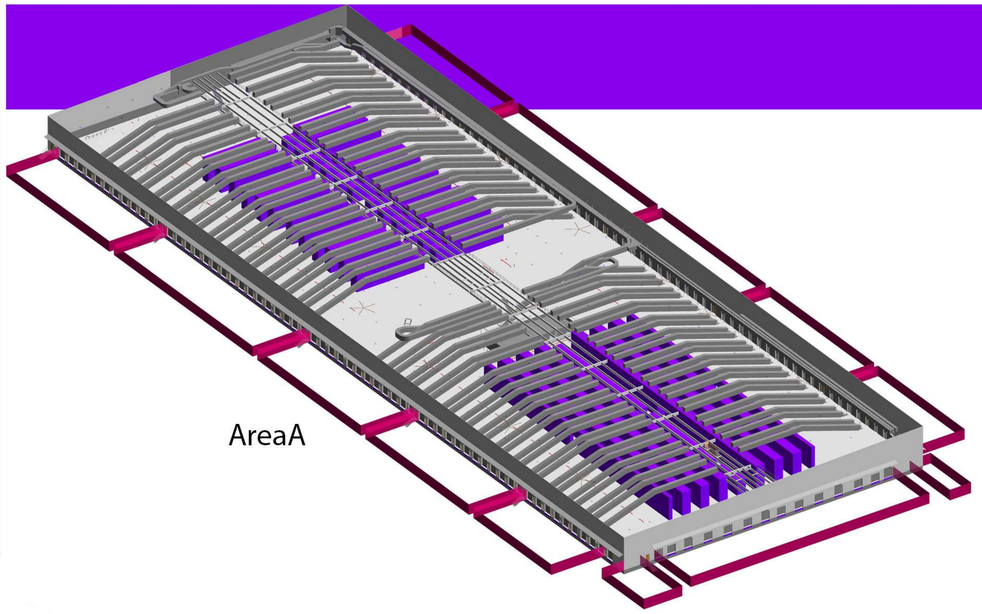





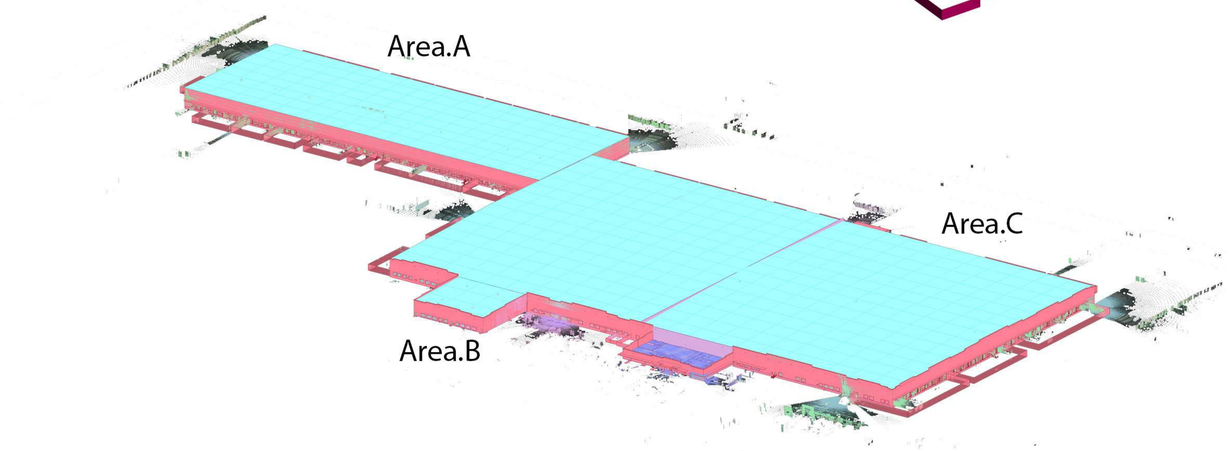





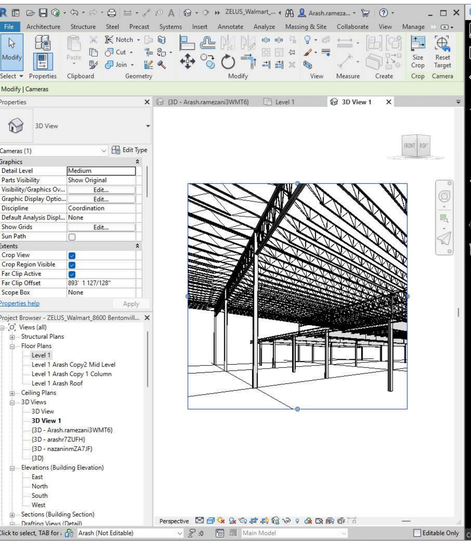

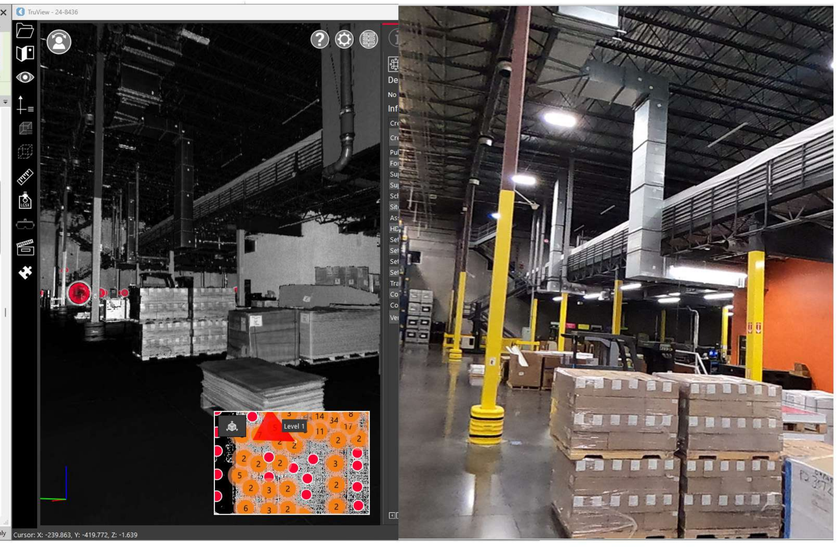

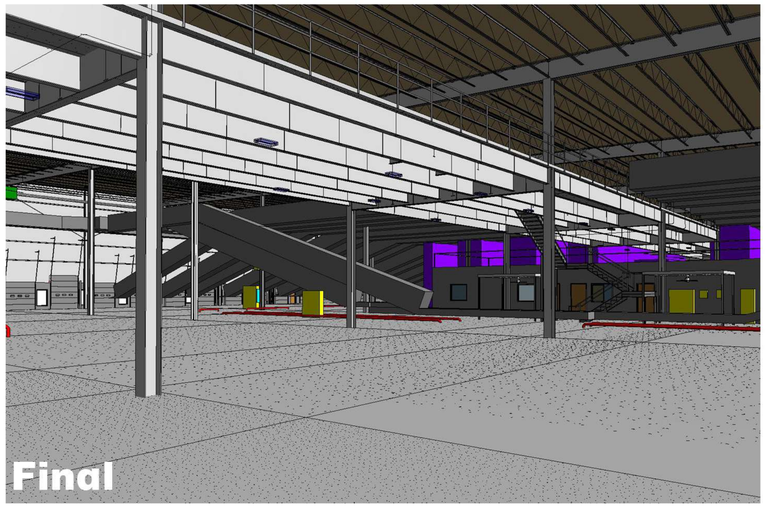

Data Center Project
Milan Italy

In this ongoing data center project in Milan, I converted the architect's 2D CAD drawings into a detailed 3D Revit model. I was responsible for developing construction details and Material take-offs directly within Revit. The deliverables presented here are final outputs generated from the Revit model

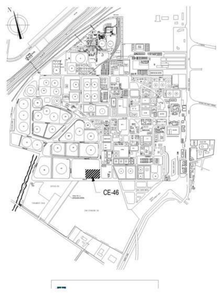

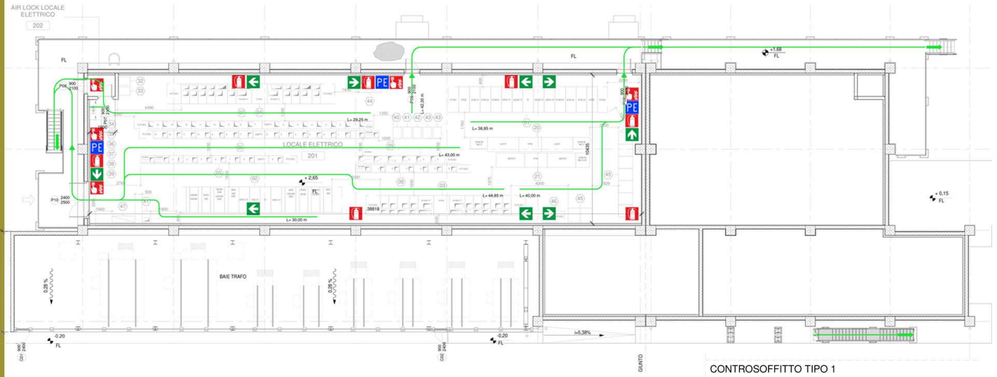

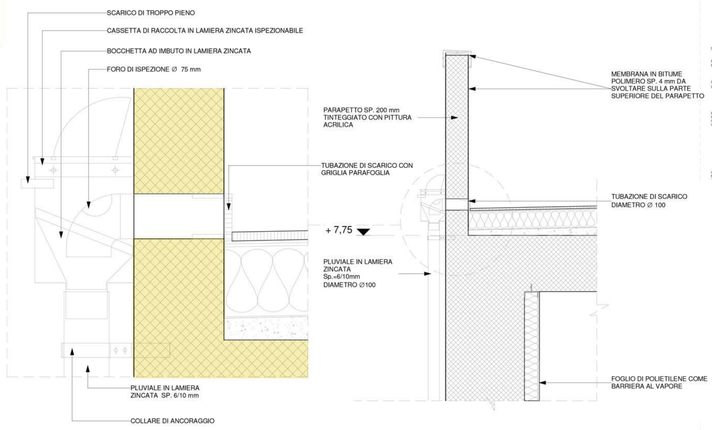

DETTAGLIO TIPICO DI COLLEGAMENTO DELLA PLUVIALE

CONTROSOFFITTO TIPO 1
1 : 20

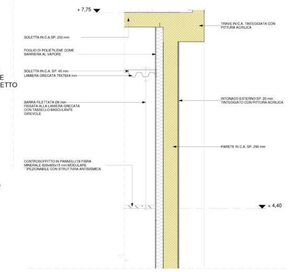

TABELLA DELLE FINITURE INTERNE CONTROSOFFITTI

NOME	LOCALE	CONTROSOFFITTO IN PANNELLI DI FIBRA MINERALE 600x600x15 mm MODULARE ISPEZIONABILE CON STRUTTURA ANTISISMICA	NOTE
/	PARAPETTI	No	
/	BAIE TRAFO	No	
101	VANO CAVI	No	
102	SALA TECNICA	Yes	
103	LOCALE BATTERIE	No	
104	LOCALE HVAC	No	
105	AIR LOCK SALA TECNICA	Yes	
201	LOCALE ELETTRICO	No	
202	AIR LOCK LOCALE ELETTRICO	No	
301	LOCALE BOMBOLE	No	

PIANTA ELEV. +0,20
1:200

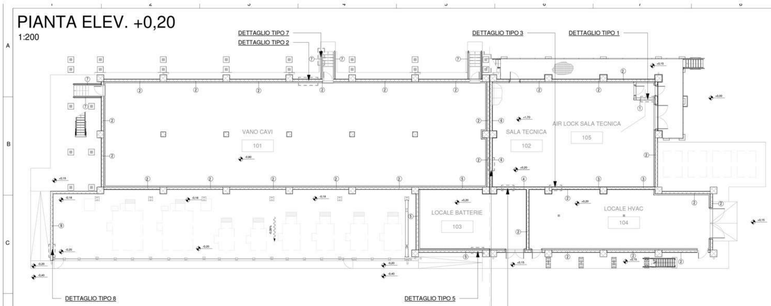

PIANTA ELEV. +2,65
1:200

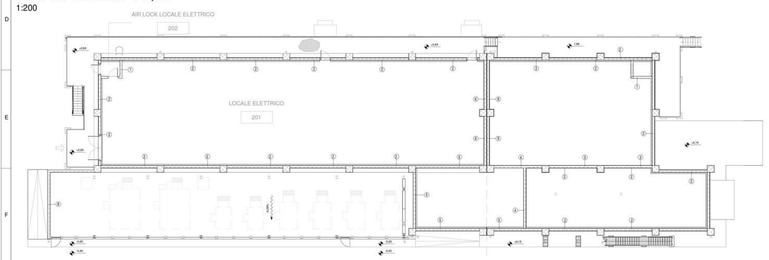

PIANTA ELEV. +8,05
1:200

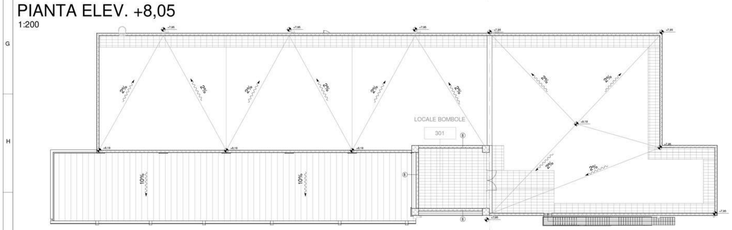

TABELLA FINITURE INTERNE

Number	Name	PARETE IN C.A. SP. 250 mm	BLOCCHI DI CEMENTO SP. 200 mm	INTONACO SP. 20 mm TINTEGGIATO CON IDROPITTURA	INTONACO SP. 15mm TINTEGGIATO CON IDROPITTURA LAVABILE	ISOLAMENTO TERMICO IN LANA DI ROCCIA 0,035 W/mk SP. 120 mm	FOGLIO DI POLIETILENE COME BARRIERA AL VAPORE	PANNELLO IN CARTONGESSO IGNIFUGO TINTEGGIATO CON IDROPITTURA SP.12,5 mm	PIASTRELLE ANTIACIDO SP. 15 mm FINO A 2200 mm DI ALTEZZA
/	PARAPETTI								
/	BAIE TRAFO	Yes	No	Yes	No	Yes	Yes	Yes	No
101	VANO CAVI	Yes	No	Yes	No	Yes	Yes	Yes	No
102	SALA TECNICA	Yes	No	Yes	Yes	Yes	Yes	Yes	No
103	LOCALE BATTERIE	Yes	No	Yes	Yes	Yes	Yes	Yes	Yes
104	LOCALE HVAC	Yes	No	Yes	Yes	Yes	Yes	Yes	Yes
105	AIR LOCK SALA TECNICA	Yes	Yes	Yes	Yes	Yes	Yes	Yes	No
201	LOCALE ELETTRICO	Yes	No	Yes	No	Yes	Yes	Yes	No
202	AIR LOCK LOCALE ELETTRICO	Yes	Yes	Yes	Yes	Yes	Yes	Yes	No
301	LOCALE BOMBOLE	Yes	No	Yes	No	No	No	No	No

DETTAGLIO MURATURA TIPO 1
1:20

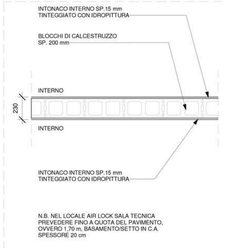

DETTAGLIO MURATURA TIPO 2
1:20

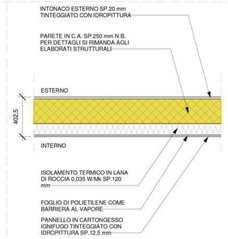

DETTAGLIO MURATURA TIPO 3
1:20

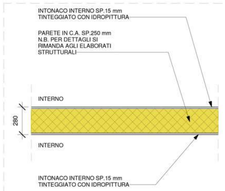

DETTAGLIO MURATURA TIPO 4
1:20

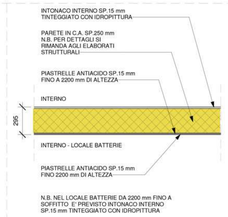

DETTAGLIO MURATURA TIPO 5
1:20

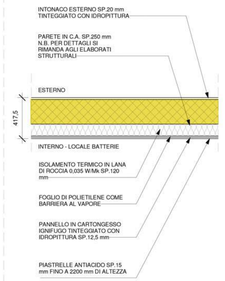

DETTAGLIO MURATURA TIPO 6
1:20

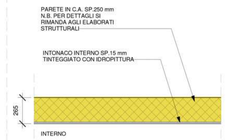

DETTAGLIO MURATURA TIPO 7
1:20

DETTAGLIO MURATURA TIPO 8
1:20

PIANTA ELEV. +0,20
1:250

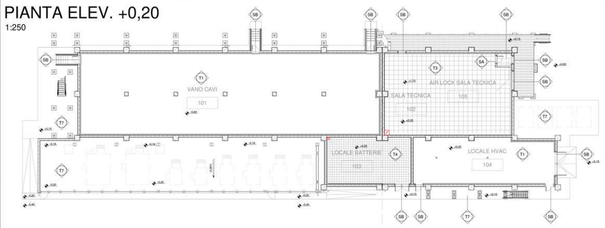

PIANTA ELEV. +2,65
1:250

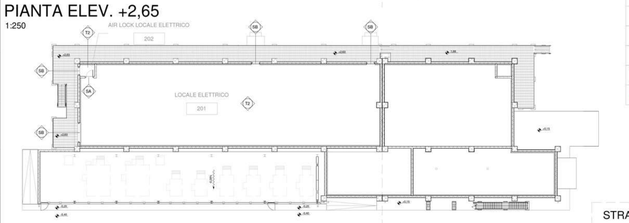

PIANTA ELEV. +8,05
1:250

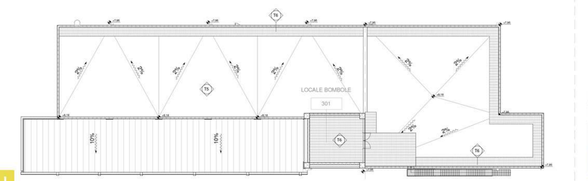

LEGENDA

- T1 STRATIGRAFIA TIPO 1
- T2 STRATIGRAFIA TIPO 2
- T3 STRATIGRAFIA TIPO 3
- T4 STRATIGRAFIA TIPO 4
- T5 STRATIGRAFIA TIPO 5
- T6 STRATIGRAFIA TIPO 6
- T7 STRATIGRAFIA TIPO 7
- S1 SOGLIA TIPO A - IN C.A.
- S2 SOGLIA TIPO B - IN ACCIAIO
- GRIGLIATO TIPO NUOVA DEFIM. ORSOGRILL - POTISSIUM EDILIZIA 300X3999 mm
- POSA PRIMA MATTONELLA

STRATIGRAFIA TIPO 1 1:20

STRATIGRAFIA TIPO 2 1:20

STRATIGRAFIA TIPO 3 1:20

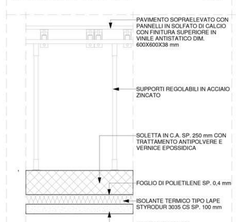

STRATIGRAFIA TIPO 4 1:20

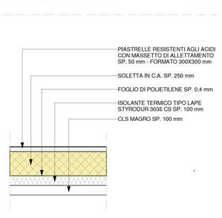

STRATIGRAFIA TIPO 5 1:20

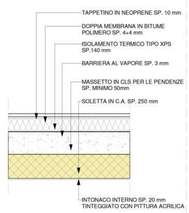

STRATIGRAFIA TIPO 6 1:20

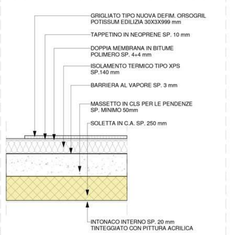

STRATIGRAFIA TIPO 7 1:20

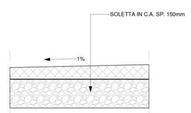

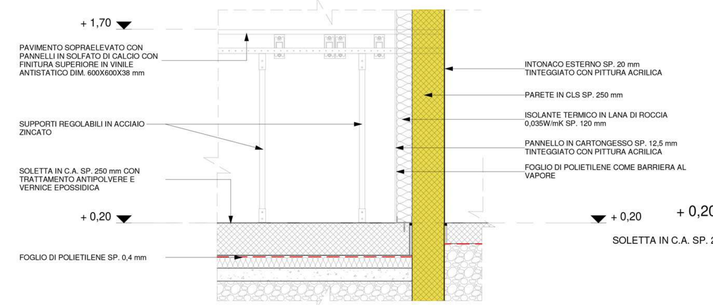

DETTAGLIO TIPICO PAVIMENTO FLOTTANTE H 950 mm
1 : 20

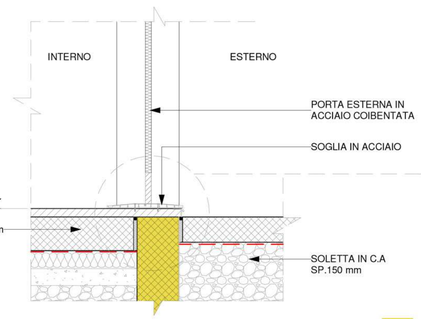

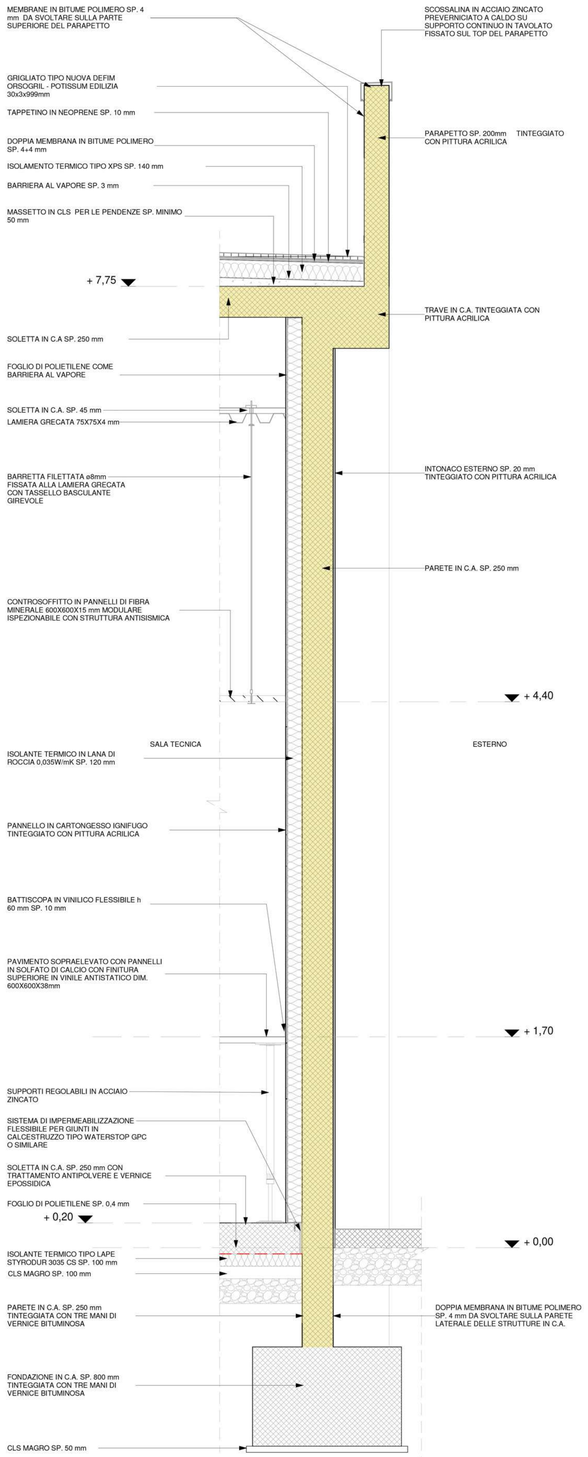

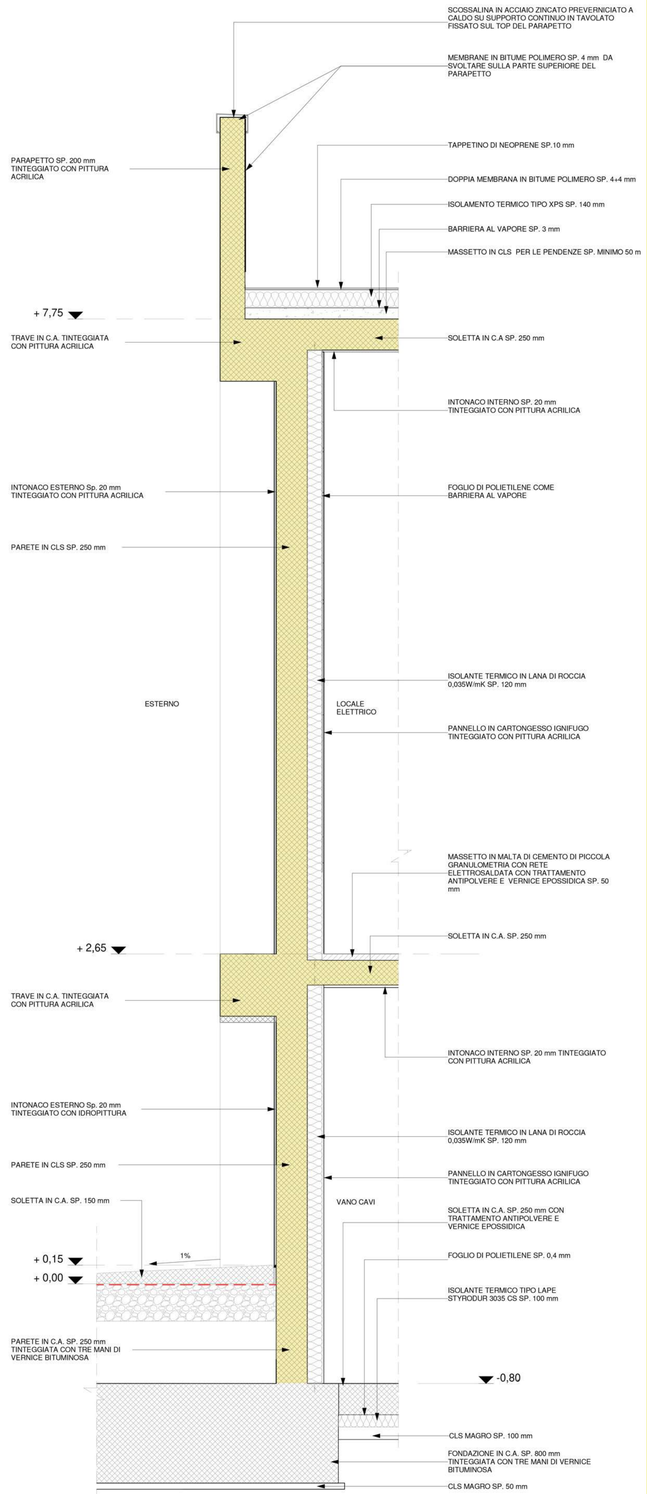

Thank You

I'm not the best
but I am experienced, reliable, and always eager to learn and grow.

Arashsolo2012@gmail.com
+49 17636564963
+39 3513868145